



CB-32L Rail Sofa

Rail Sofa and Settee

by BassamFellows

Contemporary

Italy

Our indoor/outdoor Rail sofa collection has its roots in the Arts and Crafts Movement but updates and elevates it with a sculpted and more severe utilitarian style. We developed the system for a specific environment - a client's guest house/pool pavilion we designed near our base in New Canaan. Constructed using precise joinery principals, the design has a light but muscular frame defined by a single bar as part of the back and arms of the design, enclosing the seating cushion with a visually strong horizontal line. Cushions are hand-upholstered with a choice of two innovative outdoor fabrics from an 150 year-old Italian mill that have the luxurious look and feel of indoor fabrics.

The eponymous rail that supports the upholstery and the vertical supports are deep but thin and carved to exaggerate an elegant fin shape creating a pleasing rhythmic play of solid and void. There are cantilevered elements at each corner that echo the architecture of our New Canaan pavilion.

- CB-492 Rail Settee Armless
- CB-492A Rail Settee With Arms
- CB-492CR Rail Settee Right Arm/Corner
- CB-492CL Rail Settee Left Arm/Corner
- CB-493 Rail Sofa Armless
- CB-493A Rail Sofa with Arms
- CB-493CR Rail Sofa Right Arm/Corner
- CB-493CL Rail Sofa Left Arm/Corner



RAIL SOFA

COUP D'ETAT

DESCRIPTION

DIMENSIONS

COM

CODE



W 94 1/2"
D 37"
H 29 5/8"
SH 17 1/4"

11 yd

CB-493-O
CB-493-I
CB-493-W

CB-493

Rail Sofa Armless



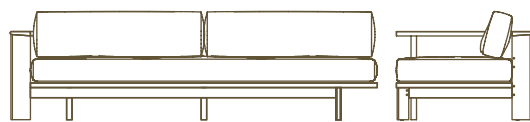
W 105 1/2"
D 37"
H 29 5/8"
SH 17 1/4"
AH 24 1/8"

11 yd

CB-493A-O
CB-493A-I
CB-493A-W

CB-493A

Rail Sofa with Arms



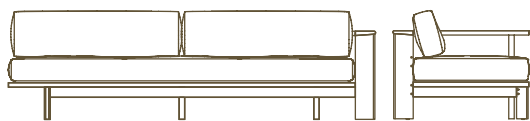
W 100"
D 37"
H 29 5/8"
SH 17 1/4"
AH 24 1/8"

11 yd

CB-493CR-O
CB-493CR-I
CB-493CR-W

CB-493CR

Rail Sofa Right Arm/Corner



W 100"
D 37"
H 29 5/8"
SH 17 1/4"
AH 24 1/8"

11 yd

CB-493CL-O
CB-493CL-I
CB-493CL-W

CB-493CL

Rail Sofa Left Arm/Corner

WOOD TYPES:

Solid Oak (O)
Solid Iroko (I)
Solid Walnut (W)

WOOD FINISHES:

Ebonized black lacquer or raw effect lacquer on Oak (EB). Hand rubbed outdoor oil on Iroko. Hand rubbed natural oil on Oak or Walnut (NA), or hand rubbed black oil on Walnut (BO).

TEXTILES:

5
Lonedo, Bermuda

LEATHER:

A - COL
Coach
Elegant

B
Comfort



COUP D'ETAT

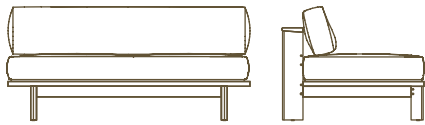
RAIL SETTEE

DESCRIPTION

DIMENSIONS

COM

CODE



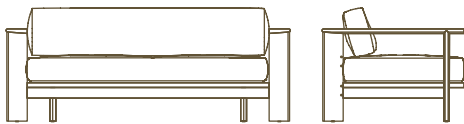
W 63"
D 37"
H 29 5/8"
SH 17 1/4"

9 yd

CB-492-O
CB-492-I
CB-492-W

CB-492

Rail Settee Armless



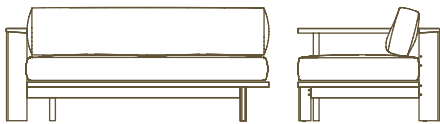
W 74"
D 37"
H 29 5/8"
SH 17 1/4"
AH 24 1/8"

9 yd

CB-492A-O
CB-492A-I
CB-492A-W

CB-492A

Rail Settee With Arms



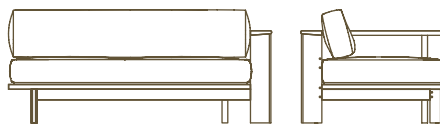
W 68 1/2"
D 37"
H 29 5/8"
SH 17 1/4"
AH 24 1/8"

9 yd

CB-492CR-O
CB-492CR-I
CB-492CR-W

CB-492CR

Rail Settee Right Arm/Corner



W 68 1/2"
D 37"
H 29 5/8"
SH 17 1/4"
AH 24 1/8"

9 yd

CB-492CL-O
CB-492CL-I
CB-492CL-W

CB-492CL

Rail Settee Left Arm/Corner

WOOD TYPES:

Solid Oak (O)
Solid Iroko (I)
Solid Walnut (W)

WOOD FINISHES:

Ebonized black lacquer or raw effect lacquer on Oak (EB). Hand rubbed outdoor oil on Iroko. Hand rubbed natural oil on Oak or Walnut (NA), or hand rubbed black oil on Walnut (BO).

TEXTILES:

5
Lonedo, Bermuda


LEATHER:

A - COL
Coach
Elegant


B
Comfort

Wood

by BassamFellows



Walnut
W-NA



Walnut Black Oil
W-BO



Oak
O-NA




Oak Raw Effect
O-RE



White Ash
A-BL



Ebonized Ash
A-EB



Teak
T-NA



Iroko
I-NA



Sage Green Ash
A-SG



Sun Yellow Ash
A-SY



Horizon Blue Ash
A-HB



Mesa Red Ash
A-MR

Elegant

by BassamFellows



95947 Oxblood



11038 Platinum Gray




43024 Camel



43807 British Tan




48027 Olive




91059 Anthracite




93718 Dark Cognac9



3957 Dark Brown



97026 Dark Navy



99001 Black

Elegant grain leather is aniline-dyed with a batique-effect that displays the natural character of the original Scandinavian cattle hide.

Additional colors available. Minimum and upcharge may apply.

Raw Material
Grain leather from
Scandinavian cattle

Finish
Pure aniline leather

Price Grade
A

Coach


by BassamFellows



00118 Milk




11073 Pale Gray



11049 Medium Gray




13048 Elephant




01061 Gray Beige




13072 Taupe




02119 Camel




33004 British Tan



93129 Dark Chocolate



93109 Topaz Brown




35126 Oxblood




17027 Cadet Blue




77127 Dark Navy



98015 Dark Green



91102 Anthracite



99999 Black

Coach is a chrome free, soft and pliable semi-aniline leather that offers outstanding comfort combined with excellent durability and is suitable for public environments.

Additional colors available. Minimum and upcharge may apply.

Raw Material
Grain leather from
Scandinavian cattle

Finish
Semi-Aniline leather

Price Grade
A

Comfort

by BassamFellows




02067 Beige



12114 Gray Beige



33286 Chestnut Brown




43632 Camel



91089 Anthracite



93287 Chocolate



97054 Navy



99991 Black

Like the name suggests, Comfort is a soft aniline leather that showcases a varied grain and the distinct features of the natural hide.

Additional colors available. Minimum and upcharge may apply.

Raw Material
Grain leather from
Scandinavian cattle

Finish
Pure aniline leather

Price Grade
B