

CHRISTOPHER BOOTS

PORTAL SCONCE

Portals are gateways, a liminal space of transition, a link to beyond. Portals are both a solid boundary and a void. A charged space, portals have magical resonance and hint at multidimensional adventure.


PORTAL SCONCE draws on this promise. LED light floods the void, opening a space of visual possibility.


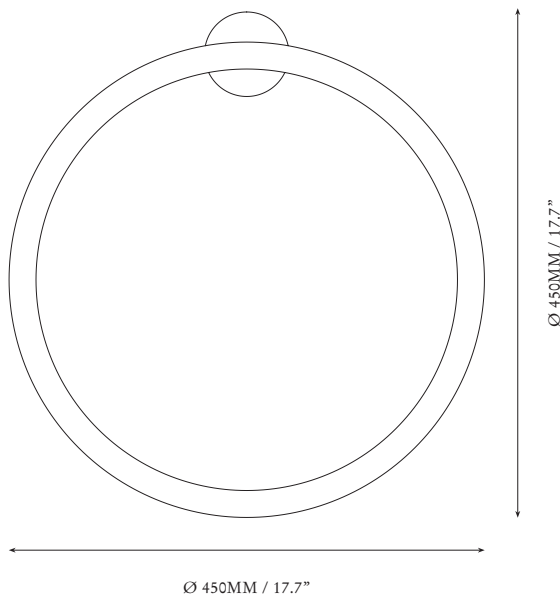
Portal Sconce 450 finished in Dark Bronze.



PORTAL SCONCE





(450)

SPECIFICATIONS	OPTIONS	ADDITIONAL INFORMATION	WARRANTY
<p>ORDERING CODE POR.WS.450</p> <p>LAMP 24V LED WW 2700K</p> <p>LUMENS 2183 LM</p> <p>VOLTAGE 24V DC</p> <p>WATTS 27 W</p> <p>WEIGHT Approx. 2.5kg</p> <p>INCLUSIONS Power Supply unit x 60W</p> <p>EXCLUSIONS User Interface, Dimmer Unit</p>	<p>FINISHES</p> <p>AB Aged Brass BB Brushed Brass HRB Hand Rubbed Brass DB Dark Bronze MP Mottled Patina VER Verdigris</p>	<ul style="list-style-type: none"> • Portal Sconce is a solid fixture that will require very little maintenance over the years. If your Portal Sconce is treated with care, it will shine brightly for many years to come. • Contact us for custom variations. • Installation should only be undertaken by a qualified professional. 	<ul style="list-style-type: none"> • 5 Years Fixture • 5 Years Power Supply Unit • 5 Years LED
<p></p>		<p><i>Fig 1. – Front view</i></p>	<p><i>Fig 2. –Side view</i></p>



PORTAL SCONCE

(600)

SPECIFICATIONS	OPTIONS	ADDITIONAL INFORMATION	WARRANTY
<p>ORDERING CODE POR.WS.600</p> <p>LAMP 24V LED WW 2700K</p> <p>LUMENS 2911 LM</p> <p>VOLTAGE 24V DC</p> <p>WATTS 36 W</p> <p>WEIGHT Approx. 3kg</p> <p>INCLUSIONS Power Supply unit x 60W</p> <p>EXCLUSIONS User Interface, Dimmer Unit</p>	<p>FINISHES</p> <p>AB Aged Brass BB Brushed Brass HRB Hand Rubbed Brass DB Dark Bronze MP Mottled Patina VER Verdigris</p>	<ul style="list-style-type: none"> Portal Sconce is a solid fixture that will require very little maintenance over the years. If your Portal Sconce is treated with care, it will shine brightly for many years to come. Contact us for custom variations. Installation should only be undertaken by a qualified professional. 	<ul style="list-style-type: none"> 5 Years Fixture 5 Years Power Supply Unit 5 Years LED
<p>   </p>		<p><i>Fig 1. – Front view</i></p>	<p><i>Fig 2. –Side view</i></p>

