

SIMPLE NEGATIVE

SIMPLE SERIES illustrates that often, less is enough. Emphasising the beauty and grace within the slightest of gestures, SIMPLE SERIES transforms minimal points and lines into glowing structures.





In SIMPLE NEGATIVE twin glass tubes at opposite ends create a single solid line.

Simple Negative finished in Dark Bronze & Copper.



SIMPLE NEGATIVE

(PENDANT)

SPECIFICATIONS	OPTIONS	ADDITIONAL INFORMATION	WARRANTY
<p>ORDERING CODE</p> <p>SIM.NEG</p> <p>LAMP</p> <p>E26 110V LED 4W 2200K*</p> <p>E27 240V LED 4W 2200K*</p> <p>G9 110V LED 3.2W 2700K†</p> <p>G9 240V LED 3.2W 2700K†</p> <p>* Dimmable, Banana Globe</p> <p>† Dimmable, Frosted Test Tube lamp cover</p> <p>LUMENS (E26-27 / G9)</p> <p>540 - 640 LM</p> <p>VOLTAGE</p> <p>110 / 240 V</p> <p>WATTS (E26-27 / G9)</p> <p>6.4 - 8 W</p> <p>WEIGHT</p> <p>Approx. 2kg</p> <p>(not including canopy)</p> <p>EXCLUSIONS</p> <p>User Interface, Dimmer Unit</p> <p>   </p>	<p>FINISHES</p> <p>AB Aged Brass</p> <p>HRB Hand Rubbed Brass</p> <p>DB Dark Bronze</p> <p>MP Mottled Patina</p> <p>PB Polished Brass</p> <p>CP Copper</p> <p>SN Satin Nickel</p> <p>24K 24K Gold</p> <p>SUSPENSION</p> <p>Vertical Rod</p> <p>CANOPY</p> <p>R-80-FM Round 80 Flush</p> <p>R-125-FM Round 125 Flush</p> <p>R-125-SM Round 125 Surface</p> <p><i>Refer to canopy specification guide</i></p>	<ul style="list-style-type: none">Simple Negative Pendant is a solid fixture that will require very little maintenance over the years. If your Simple Negative Pendant is treated with care, it will shine brightly for many years to come.Contact us for custom variations.Installation should only be undertaken by a qualified professional.	<ul style="list-style-type: none">5 Years Fixture2 Years Lamping
Fig 1. – Front view		Fig 2. – Side view	

